


Installation Instructions

Ground Fixed

Tembos Blues
Page 1 of 3



Components:



x14

M10x100 Security Screw



x28

M10 Flanged Slide Bearing




x2

M6 Eye Bolt

Metric Conversion:

300mm/ 12"
600mm/ 24"
800mm/ 31"
1.5m/ 59"
3600mm/ 141 47/64"




1. Locate Tembos frame onto legs and, and bolt into place using pre drilled holes, **2 bolts per post.**(See Assembly Guide)

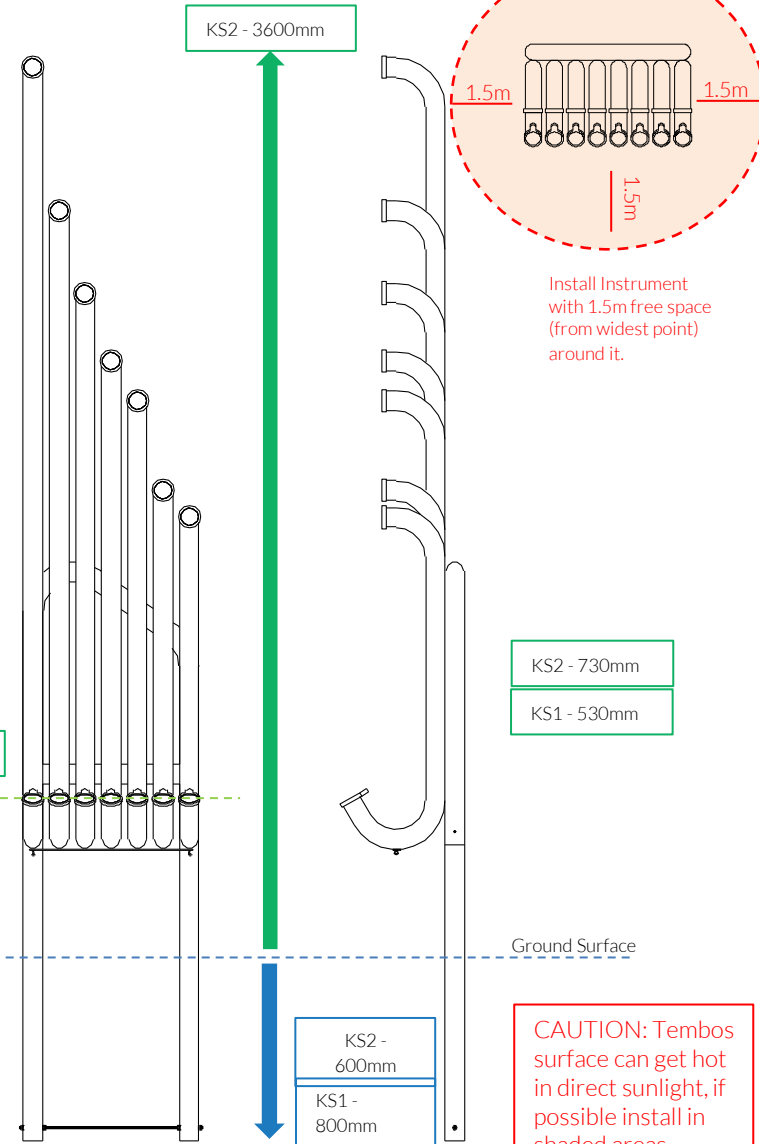
2. Excavate **1 hole** for Tembos W300xL800 by 600mm deep in desired location upon decision from customer. (See Ground Fix Post Installation sheet)

3. Insert the Ground Fix Bar between the 2 bases of the legs and fix in place with the nuts provided (See Ground Fix Post Installation sheet)

4. Locate frame into hole according to customers preference. Once happy fill holes using rapid hardening **concrete**. Be sure to compact concrete around legs and leave to dry according to manufactures guidelines.



Weight of heaviest part **70kg** (Tembo Frame)



Pair Neoprene Paddles X1

Ground Fix Components:



x2



x2



x4



x1

M10x70 Security Screw

M10 Barrel Nut

M10 Nut



M10 x 700 Bar



Spares available from
percussionplay.com or from your
local distributor

80 Kg

Tools:

 x1
  x2

Pin Hex Driver Bit TX 45 Driver Bit

Ground Fixed
Tembos Blues
Page 2 of 3



Instrument Components:

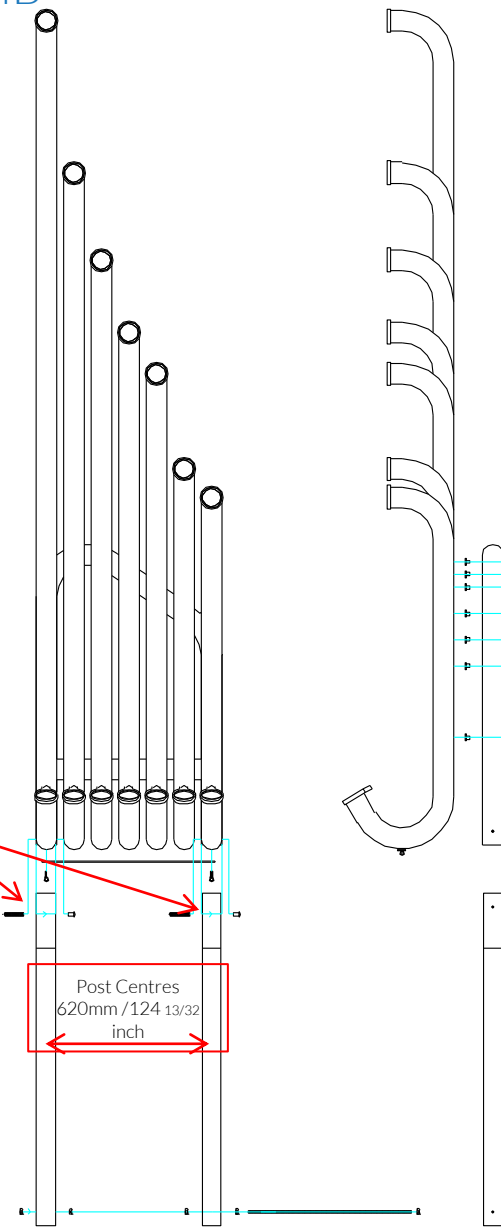
-  x14
M10x100 Security Screw
-  x28
M10 Flanged Slide Bearing
-  x2
M6 Eye Bolt

Thread Lock Solution
Required (Not Supplied)

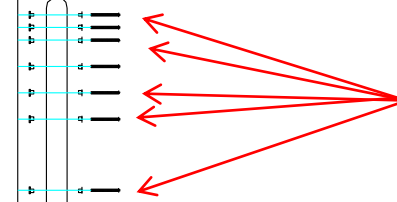
CAUTION: Tembos surface can get hot in direct sunlight, if possible install in shaded areas.

Main Frame will arrive pre assembled







Thread Lock Solution
Required (Not Supplied)








Post Centres
620mm / 124 13/32 inch



Thread Lock Solution
Required (Not Supplied)

- COMPONENTS LIST:**
-  M6 Eye Bolt X2
 -  M10x70 Pin tonxX2
 -  M10 Barrel Nut Pin tonxX2
 -  M10x100 Pin tonxX14
 -  M10 Black Slide Plastic Bearing X28
 -  SS Brace Bar X1

 Pair Neoprene Paddles X1

- Ground Fix Components:**
-  x2
 -  x2
 -  x4
 -  x1



Spares available from
percussionplay.com or from your local distributor

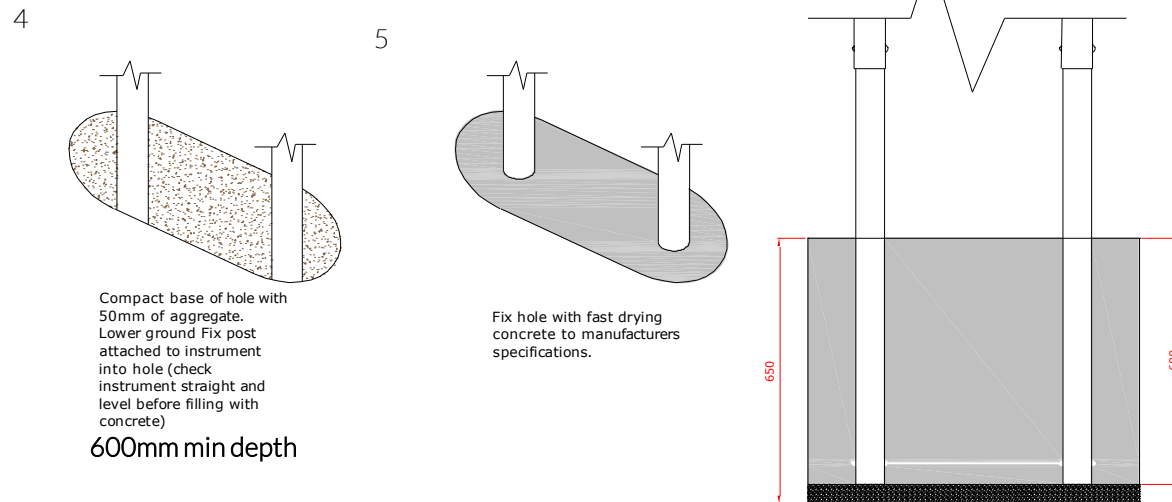
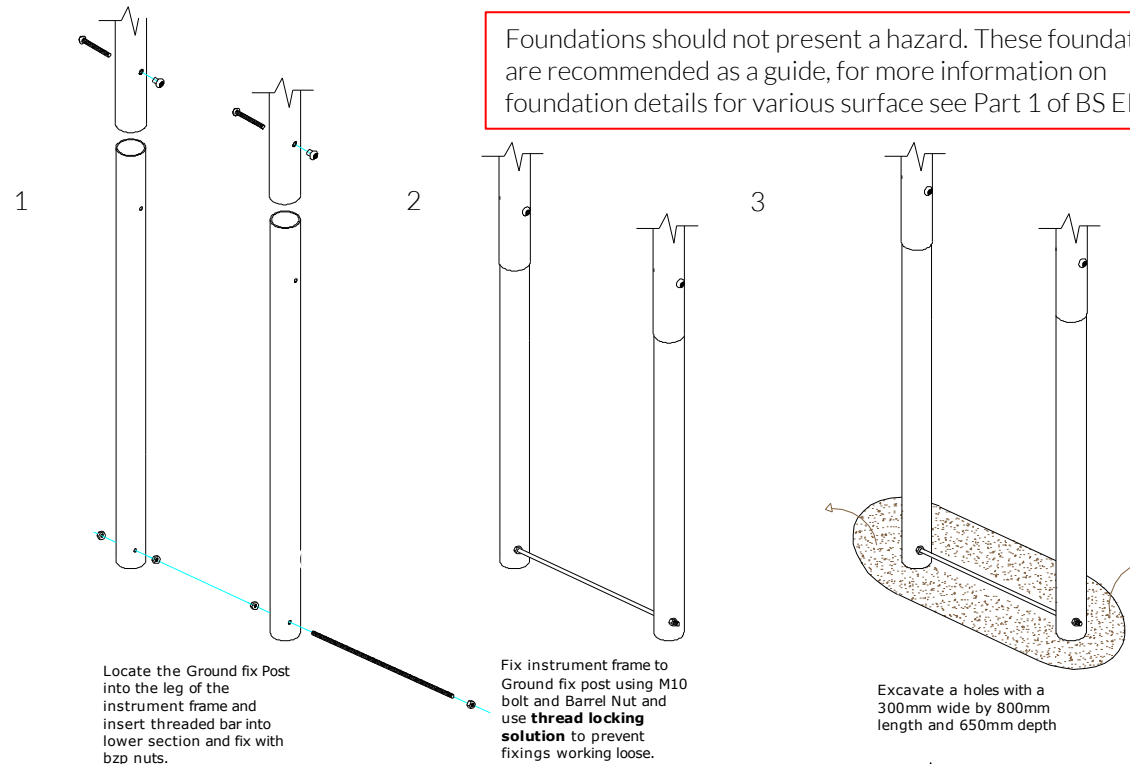
80 Kg

Ground Fix Post Installation

Foundations should not present a hazard. These foundations are recommended as a guide, for more information on foundation details for various surface see Part 1 of BS EN 1176.

Tools:

 x1
TX 45 Driver Bit



Ground Fixed

Tempos Blues
Page 3 of 3



Components:



x2

M10 Barrel Nut



x2

M10x70 Security Screw



x4

M10 Nut



x1

M10 x 700 Bar

Metric
Conversion:
300mm/ 12"
600mm/ 24"
800mm/ 31"



BS EN 1176